

Scaled data based on original data using
LM-79-08 Approved Method: Electrical and Photometric Measurements of Solid-
State Lighting Products

Test Report Prepared for
Cooper Lighting Solutions
(formerly Eaton)

Brand: INVUE

Report Number: P367968

Luminaire Tested: **MSA-SA3C-740-U-SL2**

Issue Date: 12/2/2019

Test Information

Test Method: LM-79-08
Report Number: P367968
TEST IS SCALED FROM IESNA LM-79-08 TEST DATA (G2-1910-543-16)
Test Lab: INNOVATION CENTER
Issue Date: 12/2/2019
Manufacturer: COOPER LIGHTING SOLUTIONS (FORMERLY EATON)
Product Line: INVUE
Catalog Number: MSA-SA3C-740-U-SL2
Description: MESA POST TOP DECORATIVE LUMINAIRE. (3) LIGHTSQUARES WITH 16 LEDS EACH AND TYPE II SPILL LIGHT ELIMINATOR OPTICS.
Light Source: -
Ballast/Driver: ELECTRONIC DRIVER

Summary

Lumens per Lamp: N/A
Luminaire Lumens: 18085 lumens
Efficiency: N/A
Efficacy: 108.9 lumens/watt
Luminous Opening: Rectangular (W 1' x L: 1' x H: 0')
IES Classification: Type III - Medium
BUG Rating: B3 - U0 - G3

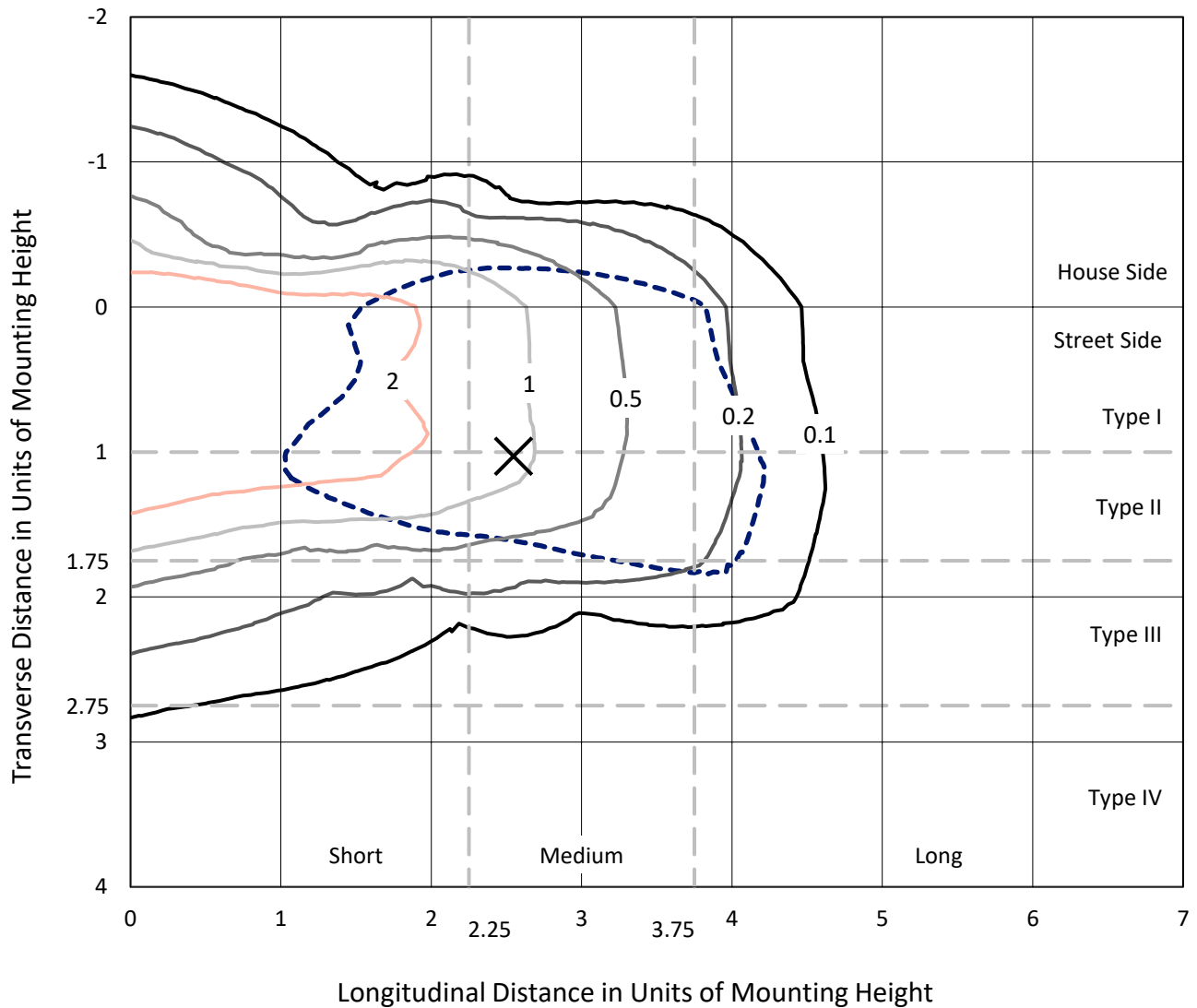
Input Watts (W): 166
Input Voltage (V): NR
Input Current (Ain): NR
Voltage Rise (V): NR
Power Factor: NR
Total Harmonic Distortion (THDi): NR
Frequency (hertz): 60
Stabilization Time: NR
Operation Time: NR
Ambient Temperature (°C): NR
Test Distance: 24 FT



REPORT NUMBER: P367968
 CATALOG NUMBER: MSA-SA3C-740-U-SL2

Iso-Footcandle Lines of Horizontal Illumination

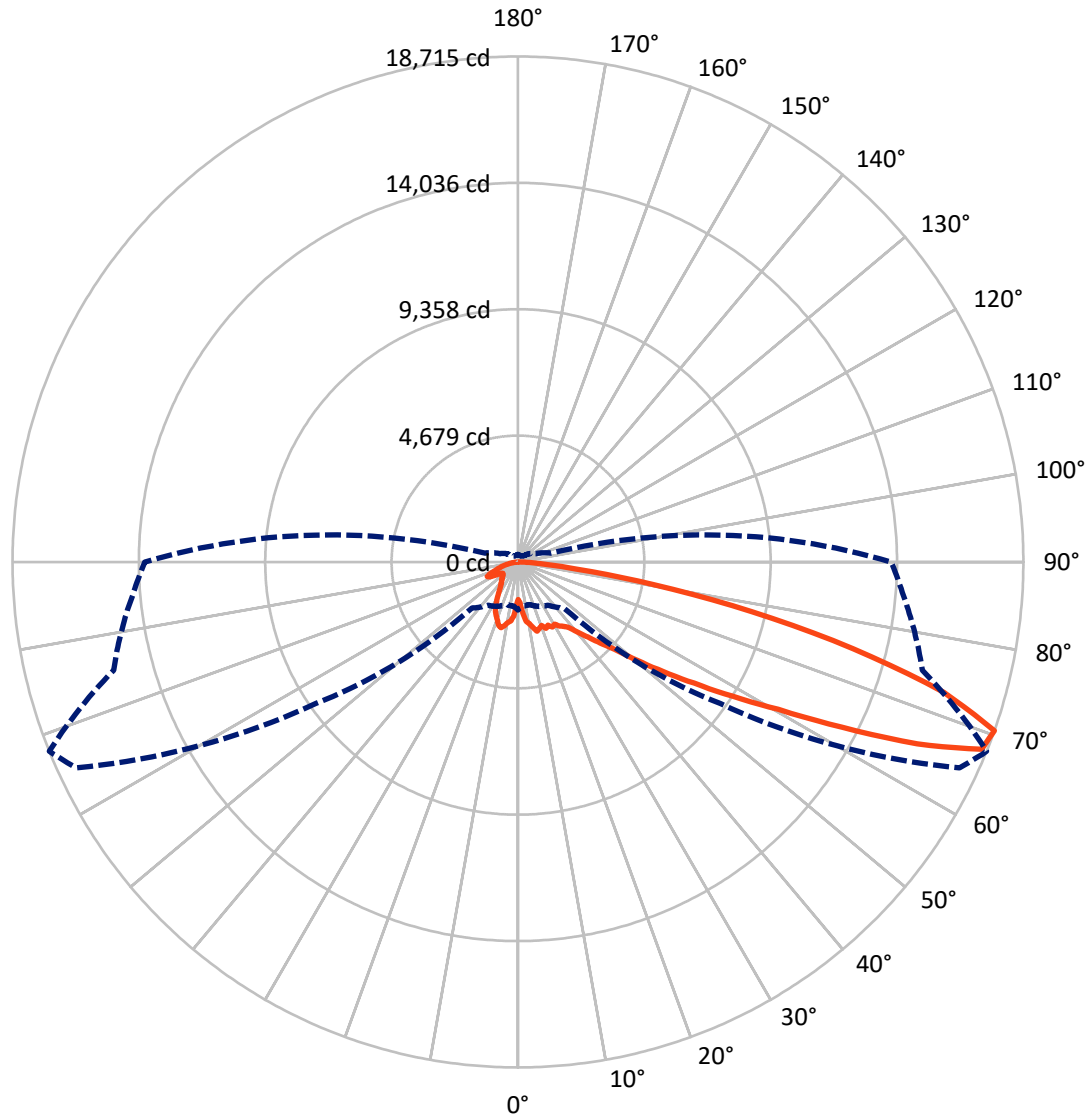
✕ Max cd
 - - - 1/2 Max cd



Based on 25 foot mounting height. Maximum calculated value = 4.4 fc
 Type III - Medium - N/A

REPORT NUMBER: P367968
CATALOG NUMBER: MSA-SA3C-740-U-SL2

Luminous Intensity Polar Plot



— Vertical Plane Through 68-Deg Lateral - - - Horizontal Cone Through 70-Deg Vertical

REPORT NUMBER: P367968

CATALOG NUMBER: MSA-SA3C-740-U-SL2

FLUX DISTRIBUTION:

		Downward	Upward	Total
House Side	Lumens	3452.9	0.0	3452.9
	% Fixture	19.1	0.0	19.1
Street Side	Lumens	14632.1	0.0	14632.1
	% Fixture	80.9	0.0	80.9
Total	Lumens	18085.0	0.0	18085.0
	% Fixture	100.0	0.0	100.0

ZONAL LUMENS:

Zone	Lumens	% Fixture
0°-10°	185.2	1.0
10°-20°	603.6	3.3
20°-30°	918.2	5.1
30°-40°	1402.5	7.8
40°-50°	2411.5	13.3
50°-60°	3991.5	22.1
60°-70°	4921.0	27.2
70°-80°	3161.1	17.5
80°-90°	490.3	2.7
90°-100°	0.0	0.0
100°-110°	0.0	0.0
110°-120°	0.0	0.0
120°-130°	0.0	0.0
130°-140°	0.0	0.0
140°-150°	0.0	0.0
150°-160°	0.0	0.0
160°-170°	0.0	0.0
170°-180°	0.0	0.0
0°-90°	18085.0	100.0
0°-180°	18085.0	100.0

Coefficient of Utilization



REPORT NUMBER: P367968

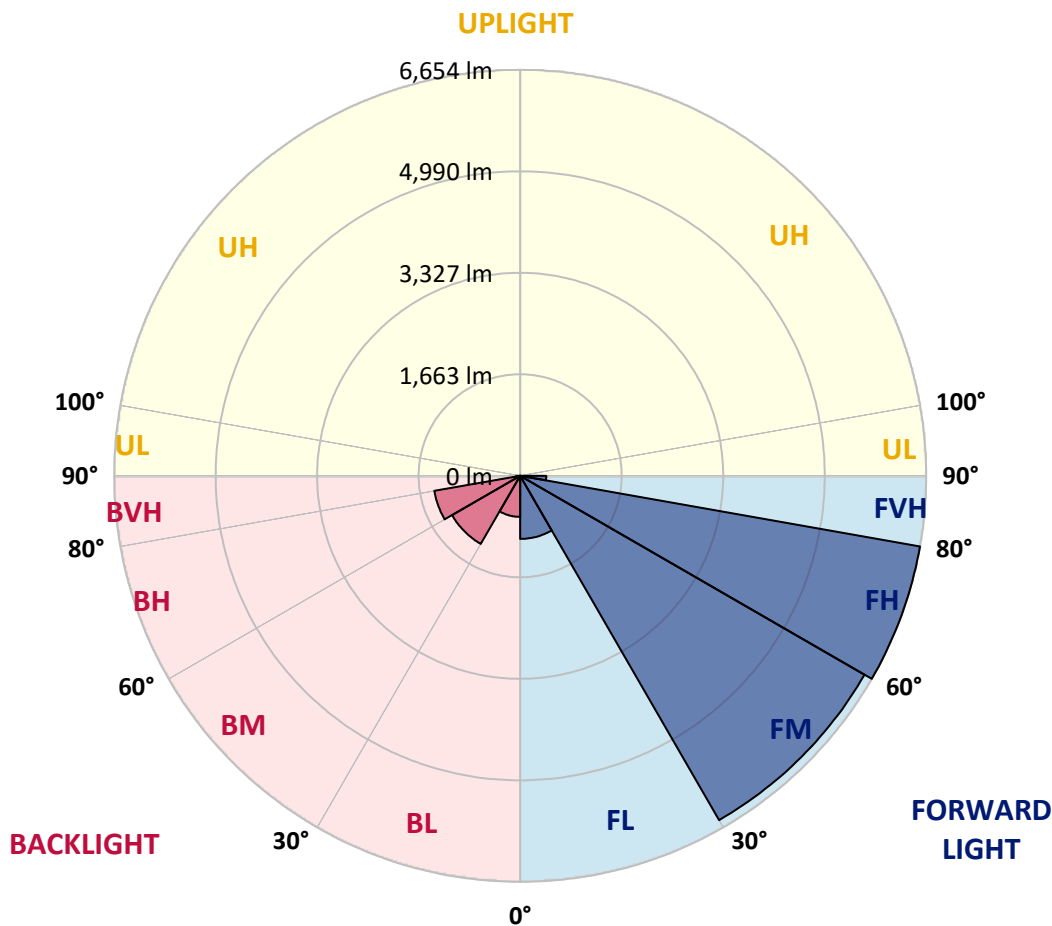
CATALOG NUMBER: MSA-SA3C-740-U-SL2

LUMINAIRE CLASSIFICATION SYSTEM LUMEN TABLE AND BUG RATING:

Zone		Lumens	% Fixture	Zone Rating/Lumen Limit		
				B	U	G
FL	(0°-30°)	1034.1	5.7			
FM	(30°-60°)	6516.7	36.0			
FH	(60°-80°)	6653.9	36.8			G3/7500
FVH	(80°-90°)	427.4	2.4			G3/500
BL	(0°-30°)	672.8	3.7	B2/1000		
BM	(30°-60°)	1288.8	7.1	B2/2500		
BH	(60°-80°)	1428.3	7.9	B3/2500		G3/2500
BVH	(80°-90°)	62.9	0.3			G1/100
UL	(90°-100°)	0.0	0.0		U0/0	
UH	(100°-180°)	0.0	0.0		U0/0	

BUG Rating: B3-U0-G3

Type III Medium





REPORT NUMBER: P367968

CATALOG NUMBER: MSA-SA3C-740-U-SL2

CANDELA DISTRIBUTION (FULL):

	0°	5°	15°	25°	35°	45°	55°	65°	68°	75°	85°
0°	1386.6	1386.6	1386.6	1386.6	1386.6	1386.6	1386.6	1386.6	1386.6	1386.6	1386.6
2.5°	1593.3	1528.9	1463.8	1495.6	1546.3	1591.0	1581.9	1587.2	1525.9	1517.6	1678.8
5°	1877.1	1766.6	1764.3	1765.8	1770.4	1718.9	1844.6	1909.7	1924.0	1990.6	2148.8
7.5°	1975.5	1930.9	1885.4	1908.1	1850.6	1855.9	2010.3	2179.9	2220.0	2268.4	2484.9
10°	1955.1	1912.7	1926.3	1930.1	1940.7	2026.2	2125.4	2288.1	2322.2	2476.6	2532.6
12.5°	1958.1	1950.5	2014.1	2016.4	2129.9	2283.6	2322.9	2472.8	2486.4	2600.0	2833.8
15°	2061.8	2114.0	2078.4	2097.4	2119.3	2303.2	2360.0	2575.0	2656.7	2802.8	2978.4
17.5°	2263.9	2279.0	2172.3	2144.3	2216.2	2272.2	2401.6	2494.7	2580.3	2988.2	3230.4
20°	2310.8	2351.7	2224.5	2080.0	2232.1	2310.1	2400.1	2442.5	2509.1	3015.5	3359.1
22.5°	2512.2	2427.4	2273.7	2148.1	2198.0	2273.7	2338.8	2498.5	2673.4	2937.5	3487.8
25°	2626.4	2577.2	2440.2	2305.5	2263.1	2265.4	2391.0	2534.1	2594.7	3051.8	3513.5
27.5°	2902.7	2824.0	2515.9	2490.2	2330.5	2206.4	2399.4	2621.9	2727.9	2962.5	3639.2
30°	3248.6	3188.8	2784.6	2750.6	2506.9	2290.4	2505.3	2687.0	2671.9	3020.8	3726.2
32.5°	3528.7	3628.6	3220.6	2951.9	2778.6	2571.2	2472.0	2675.6	2826.3	3156.3	3873.8
35°	3928.3	4022.2	3560.5	3378.8	3002.6	2701.4	2704.4	2831.6	2924.7	3314.5	4038.8
37.5°	4620.1	4537.6	4166.0	3879.1	3638.4	3188.8	3054.1	3009.4	3084.4	3508.2	4362.0
40°	5118.9	5049.3	4611.8	4448.3	3979.8	3718.7	3349.3	3306.9	3439.4	3708.1	4626.2
42.5°	5710.1	5585.9	5178.7	5044.0	4554.3	4083.5	3711.1	3735.3	3799.6	4085.0	4983.4
45°	6311.8	6010.5	5779.7	5769.1	5442.1	4791.9	4291.6	4271.9	4274.2	4639.8	5384.6
47.5°	6789.4	6518.4	6254.3	6128.6	5963.6	6017.4	5134.8	4904.0	4834.3	5198.4	5986.3
50°	7112.6	6800.7	6501.8	6472.3	6912.8	7202.7	5926.5	5679.8	5722.9	5997.7	6788.6
52.5°	7119.4	6749.3	6437.4	6644.1	7681.8	8096.6	7290.5	6600.9	6738.7	6925.6	7835.4
55°	6624.4	6240.6	6037.8	6508.6	7982.3	9157.0	9206.9	8076.9	7917.9	7986.8	9086.6
57.5°	5580.6	5193.1	5075.0	5638.9	7412.3	10179.5	11521.5	9840.5	9374.2	9086.6	10368.8
60°	4200.8	3865.5	3792.1	4151.6	6145.3	9879.1	13395.6	12035.5	11085.6	10315.0	11654.7
62.5°	3150.2	2909.5	2799.0	2850.5	4252.3	8901.9	14626.3	14808.8	13463.7	11656.3	12911.2
65°	2559.8	2365.3	2266.9	2200.3	2644.6	6883.2	14403.8	17143.0	16241.6	13064.9	13889.1
67.5°	2138.2	1965.7	1920.3	1985.3	2090.6	3993.4	12662.9	18448.7	18510.0	14454.5	14460.6
70°	1774.9	1647.0	1630.4	1815.0	1953.6	2410.0	9146.4	18038.4	18715.1	15496.8	14326.6
72.5°	1371.5	1302.6	1300.4	1590.2	1940.7	2054.2	5446.7	15583.1	16492.1	15163.7	13015.7
75°	951.4	903.7	940.1	1307.2	1896.0	2083.7	3108.6	12137.7	12818.1	12903.6	10426.3
77.5°	654.7	614.6	654.0	945.4	1693.2	2133.7	2174.6	8776.3	8851.9	8652.9	5971.9
80°	455.7	427.6	457.9	669.1	1317.8	2111.8	1851.4	5525.4	5069.7	3861.7	1911.9
82.5°	282.3	274.0	307.3	476.8	928.0	1921.0	1754.5	2851.2	2176.8	1065.7	682.7
85°	148.4	136.2	178.6	311.1	580.5	1507.7	1644.0	1301.1	840.2	378.5	274.0
87.5°	43.9	39.4	68.9	125.6	246.0	675.9	940.8	551.8	313.4	111.3	85.5
90°	0.0	0.0	0.0	0.0	0.0	0.0	0.0	0.0	0.0	0.0	0.0



REPORT NUMBER: P367968
 CATALOG NUMBER: MSA-SA3C-740-U-SL2

CANDELA DISTRIBUTION (continued):

	90°	95°	105°	115°	125°	135°	145°	155°	165°	175°	180°
0°	1386.6	1386.6	1386.6	1386.6	1386.6	1386.6	1386.6	1386.6	1386.6	1386.6	1386.6
2.5°	1690.2	1681.8	1569.8	1584.2	1608.4	1614.5	1613.7	1572.8	1529.7	1650.0	1646.3
5°	2152.6	2077.7	2021.7	2009.6	1940.7	1871.8	1896.0	1887.7	1877.1	1931.6	1938.4
7.5°	2485.7	2382.0	2316.9	2149.6	1990.6	1852.9	1896.8	1910.4	1883.2	1981.6	2011.1
10°	2573.5	2491.7	2421.3	2206.4	2118.6	2038.3	1919.5	1784.0	1765.8	1709.1	1715.9
12.5°	2799.8	2788.4	2548.5	2359.3	2245.0	2085.3	1828.7	1664.4	1523.6	1530.5	1489.6
15°	2978.4	2984.5	2696.1	2431.2	2124.6	1880.9	1578.9	1374.5	1230.0	1201.2	1171.7
17.5°	3218.3	3206.2	2708.2	2344.9	1956.6	1599.3	1229.2	1026.4	1002.1	1018.8	993.1
20°	3322.8	3216.1	2631.0	2130.7	1693.9	1214.8	928.7	821.2	868.2	934.8	936.3
22.5°	3416.6	3234.2	2590.9	1958.1	1344.3	883.3	745.5	725.9	781.1	871.2	878.8
25°	3412.9	3318.3	2519.0	1784.0	1042.3	689.5	647.9	662.3	728.1	822.0	827.3
27.5°	3584.7	3253.9	2332.0	1555.4	784.9	590.4	601.0	627.5	658.5	747.8	765.2
30°	3583.2	3373.5	2238.2	1277.6	630.5	541.2	568.4	591.1	616.9	698.6	708.5
32.5°	3667.9	3295.5	2181.4	993.8	565.4	529.1	535.9	558.6	595.7	650.9	657.7
35°	3770.1	3384.1	1999.7	789.4	541.2	518.5	523.8	536.6	570.7	621.4	628.2
37.5°	4097.9	3400.8	1927.8	665.3	539.7	513.9	513.2	520.0	558.6	604.8	625.2
40°	4225.8	3552.9	1718.2	621.4	534.4	513.9	503.3	507.1	538.9	598.0	613.8
42.5°	4532.3	3603.6	1563.0	606.3	534.4	504.9	488.2	494.3	531.3	583.6	608.5
45°	4847.9	3675.5	1378.3	603.2	533.6	504.1	472.3	485.9	516.2	560.1	587.4
47.5°	5297.5	3934.4	1193.6	594.2	527.6	507.9	468.5	467.8	494.3	532.1	557.8
50°	6031.0	4338.6	1050.6	582.8	528.3	504.9	461.0	450.4	467.8	501.1	526.0
52.5°	7052.0	5027.3	994.6	576.8	522.3	492.7	448.1	431.4	441.3	467.8	492.0
55°	8237.3	5957.6	1049.8	576.8	510.2	473.8	429.9	410.2	415.5	433.7	457.2
57.5°	9622.5	7113.3	1317.0	568.4	495.0	451.1	408.0	385.3	386.8	402.7	423.9
60°	11068.9	8404.6	1915.7	561.6	484.4	426.1	382.2	358.8	356.5	371.6	390.6
62.5°	12517.6	9596.0	2545.5	577.5	481.4	404.9	355.0	331.5	330.8	344.4	360.3
65°	13669.6	10410.4	2702.1	641.9	501.1	380.7	327.0	305.0	303.5	314.9	332.3
67.5°	14235.0	10528.5	2052.7	722.1	542.7	358.0	299.7	279.3	277.8	289.9	305.0
70°	13816.5	9721.6	1267.1	730.4	540.4	331.5	271.7	254.3	251.3	264.2	275.5
72.5°	12267.8	8503.8	962.8	646.4	467.8	293.7	243.7	228.6	224.0	235.4	246.0
75°	9846.5	6751.5	771.3	521.5	368.6	247.5	215.7	201.3	196.0	206.6	215.7
77.5°	5735.8	3798.1	563.9	407.2	278.5	202.1	183.9	171.1	165.0	176.4	183.2
80°	1865.0	1265.5	354.2	292.2	203.6	158.2	149.1	140.0	134.0	141.5	143.8
82.5°	669.9	470.8	196.0	179.4	135.5	113.5	112.8	107.5	99.9	102.9	102.9
85°	296.7	215.0	116.6	96.1	81.0	60.6	71.1	67.4	59.8	58.3	56.0
87.5°	83.3	71.1	42.4	32.5	26.5	9.8	22.7	20.4	16.7	15.1	10.6
90°	0.0	0.0	0.0	0.0	0.0	0.0	0.0	0.0	0.0	0.0	0.0

(END OF REPORT)